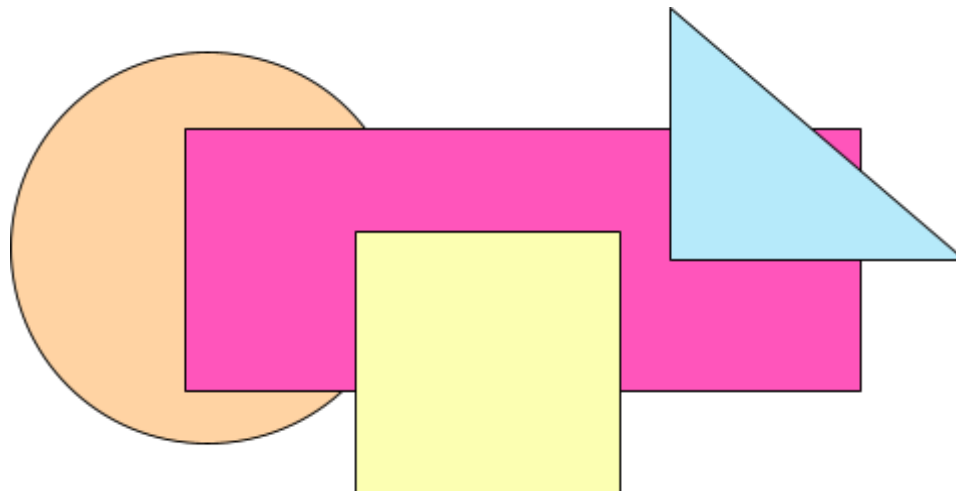






## Plane shapes in English and Jola



### Instructions

This resource includes the following:

1. A **bilingual word list** to be used by the teacher (English and Jola).

Illustration	Plane shapes	Fuñokoorumaf (for all shapes apart from circle)
	Square	Sigoolen sibaciir sare'e
	Rectangle	Sigoolen sibaciir san efeefaw ure'e
	Triangle	Sigoolen sífeejiir
	Circle	Jílfib

2. An **exercise for the pupils** (see page 2).

### Acknowledgements

This resource was the idea of **Alhagie S. Cham**, 20+ years of teaching experience: "Maybe like me you've noticed our learners struggle with plane shapes unless we explain in our languages."

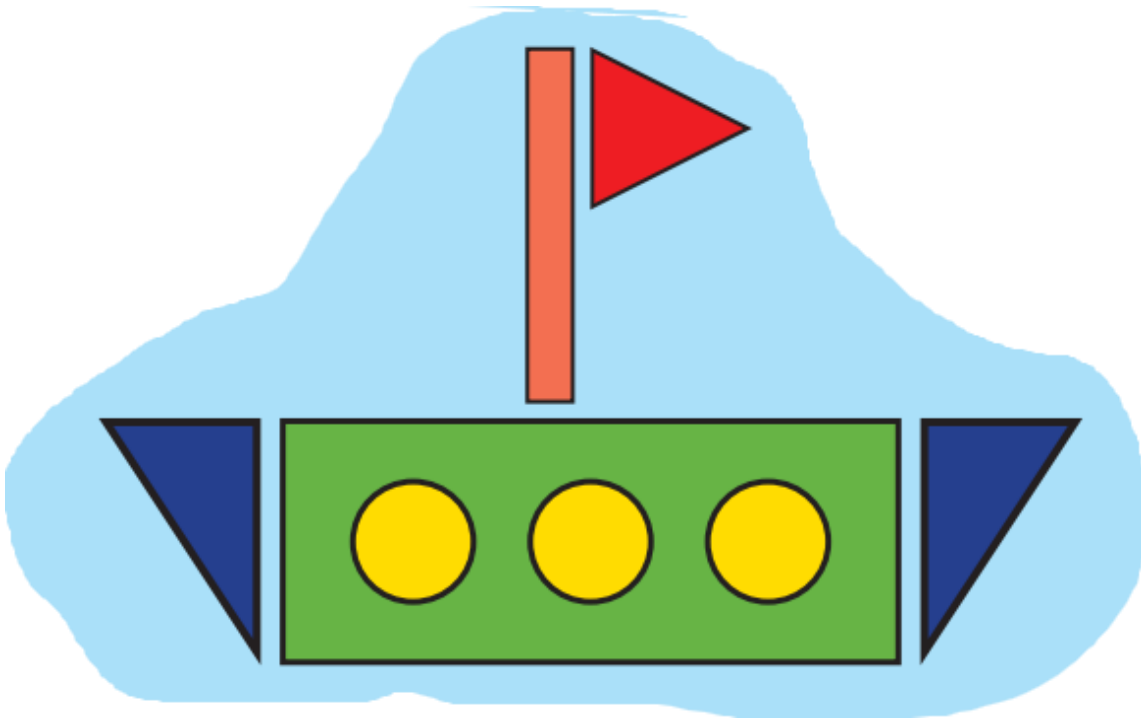
Design by **Anda Drasovean**, instructional designer.

Illustration sources: *freepik.com, colorhunt.co*

## Plane shapes/Fuñokoorumaf (Kunokoorumak)

Tabara kúnokoorumak naŋarumi man ajoonen sinataalaas. Pin kúnokoorumak man ufabel furimaf.

*(Tabara makes a picture using shapes. Count the shapes and complete the sentences.)*



There are \_\_\_\_\_ triangles.

Sigoolen sífeejiir sare'e soone

\_\_\_\_\_ sonto.

There are \_\_\_\_\_ rectangles.

Sigoolen síbaciir san ufeefaw ure'e soone

\_\_\_\_\_ sonto.

There are \_\_\_\_\_ squares.

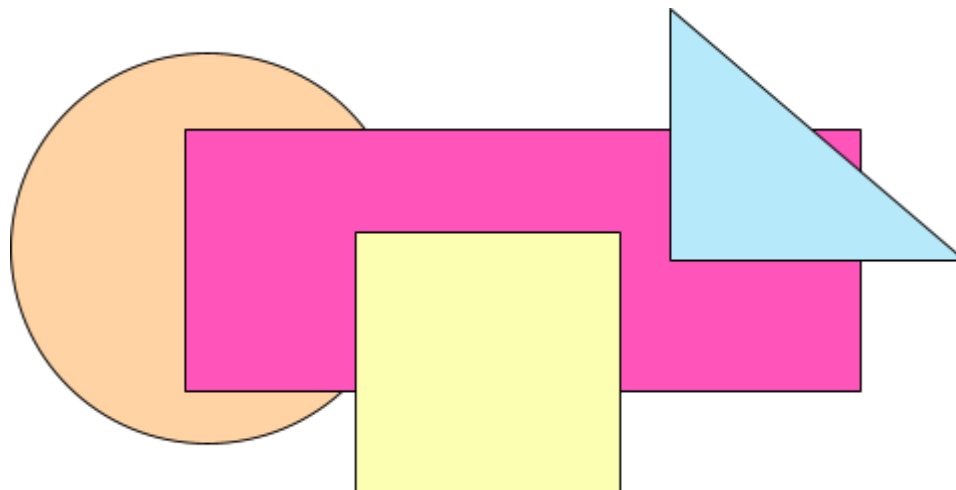
Sigoole sibaciir sare'e soone

\_\_\_\_\_ sonto.

There are \_\_\_\_\_ circles.

Múliib moone \_\_\_\_\_ sonto.





## Plane shapes in English and Mandinka



### Instructions

This resource includes the following:

1. A **bilingual word list** to be used by the teacher (English and Mandinka).

Illustration	Plane shapes	Nuunu kensegolu
	Square	Tonkonnaanoo kara kañammaalu
	Rectangle	Tonkonnaanoo kara fula kaañammaalu
	Triangle	Tonkonsaboo
	Circle	Muroo/murumurundiño

2. An **exercise for the pupils** (see page 2).

### Acknowledgements

This resource was the idea of **Alhagie S. Cham**, 20+ years of teaching experience: "Maybe like me you've noticed our learners struggle with plane shapes unless we explain in our languages."

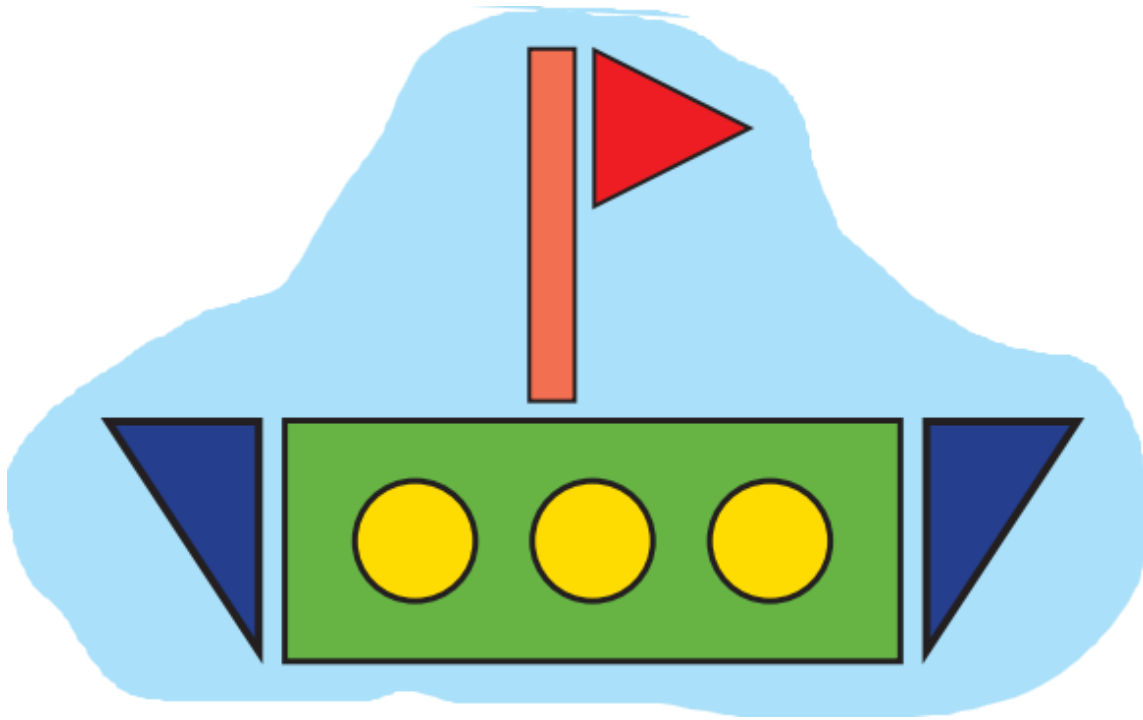
Design by **Anda Drasovean**, instructional designer.

Illustration sources: *freepik.com, colorhunt.co*

## Plane shapes/Nuunuu kensenolu

Tabara ye muluḡolu le dedaa ka bo niḡ nuunewolu la. Diyaamoo ñiḡ timmandi ka bo niḡ ñiḡ nuunewolu yaatewo la.

(Tabara makes a picture using shapes. Count the shapes and complete the sentences.)



There are \_\_\_\_\_ triangles.

Tonkonsabo \_\_\_\_\_ le be jee.

There are \_\_\_\_\_ rectangles.

Tonkonnaanoo kara fula kaañammaa  
\_\_\_\_\_ le be jee.

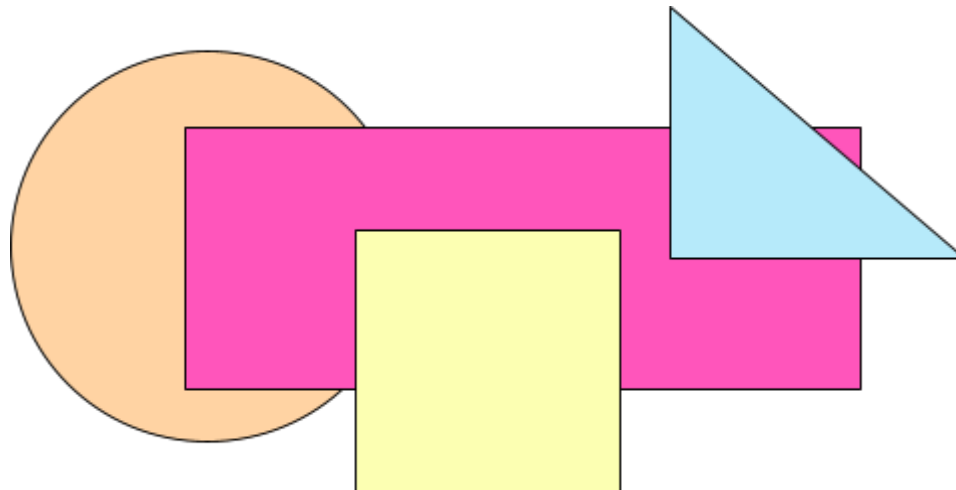
There are \_\_\_\_\_ squares.

Tonkonnaanoo kara kaañammaa  
\_\_\_\_\_ le be jee.

There are \_\_\_\_\_ circles.

Muroo/murummuruḡ \_\_\_\_\_ le  
be jee.





## Plane shapes in English and Manjaku



### Instructions

This resource includes the following:

1. A **bilingual word list** to be used by the teacher (English and Manjaku).

Illustration	Plane shapes	Ngëko ngëtamb
	Square	Itieñ ibaakër iling yi
	Rectangle	Itieñ ibaakër imablar yi liing
	Triangle	Itieñ iwaants iling yi
	Circle	Uroond

2. An **exercise for the pupils** (see page 2).

### Acknowledgements

This resource was the idea of **Alhagie S. Cham**, 20+ years of teaching experience: "Maybe like me you've noticed our learners struggle with plane shapes unless we explain in our languages."

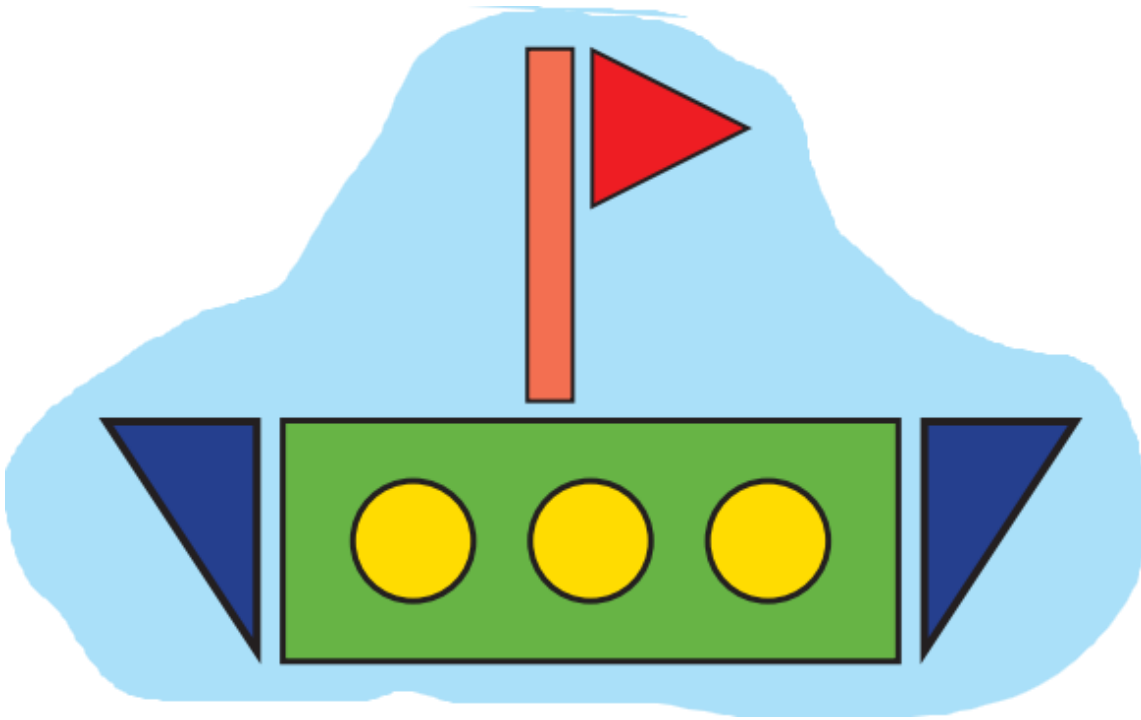
Design by **Anda Drasovean**, instructional designer.

Illustration sources: *freepik.com, colorhunt.co*

## Plane shapes/Ngëko ngëtamb

Tabara a tsu kako katamb ana giing na pefootu. Pinan ngëko ngë tamb gamcingi mba këtuum yi.

(Tabara makes a picture using shapes. Count the shapes and complete the sentences.)



There are \_\_\_\_\_ triangles. Itiañ iwaants injëk yi aci

\_\_\_\_\_.

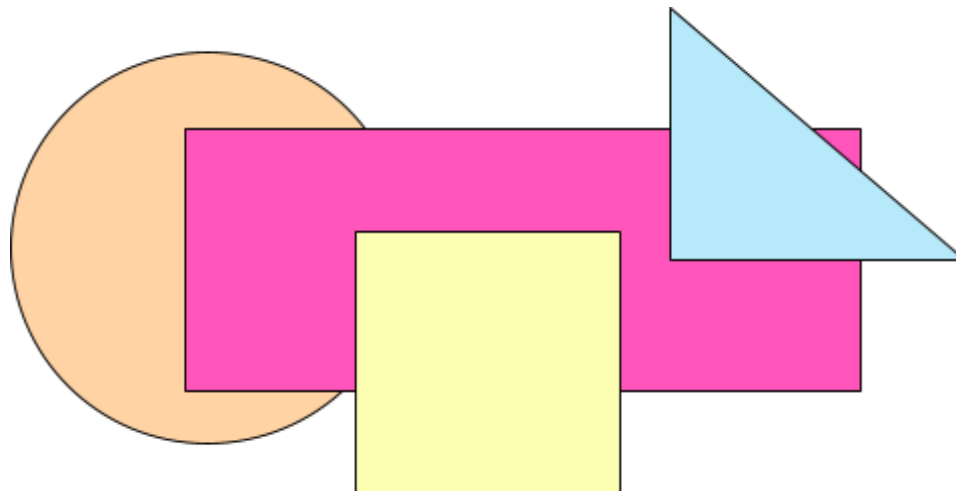
There are \_\_\_\_\_ rectangles. Itiañ ibaakër a imablär yi liing këliing aci

\_\_\_\_\_.

There are \_\_\_\_\_ squares. Itiañ ibaaker a imablar yi ayi liing këliing aci \_\_\_\_\_.

There are \_\_\_\_\_ circles. Ngëroond aci \_\_\_\_\_.





## Plane shapes in English and Olof



### Instructions

This resource includes the following:

1. A **bilingual word list** to be used by the teacher (English and Olof).

Illustration	Plane shapes	Mélo
	Square	Ñenenti koñ ag ñenent boor yu emoo kep / kaare
	Rectangle	Ñenent koñ te ñaari boor yi jakaaioo emoo / waar
	Triangle	Ñeti boor, ñati koñ em wala ñaka em / ñati kon
	Circle	Wóngal bena boor bu wóralé

2. An **exercise for the pupils** (see page 2).

### Acknowledgements

This resource was the idea of **Alhagie S. Cham**, 20+ years of teaching experience: "Maybe like me you've noticed our learners struggle with plane shapes unless we explain in our languages."

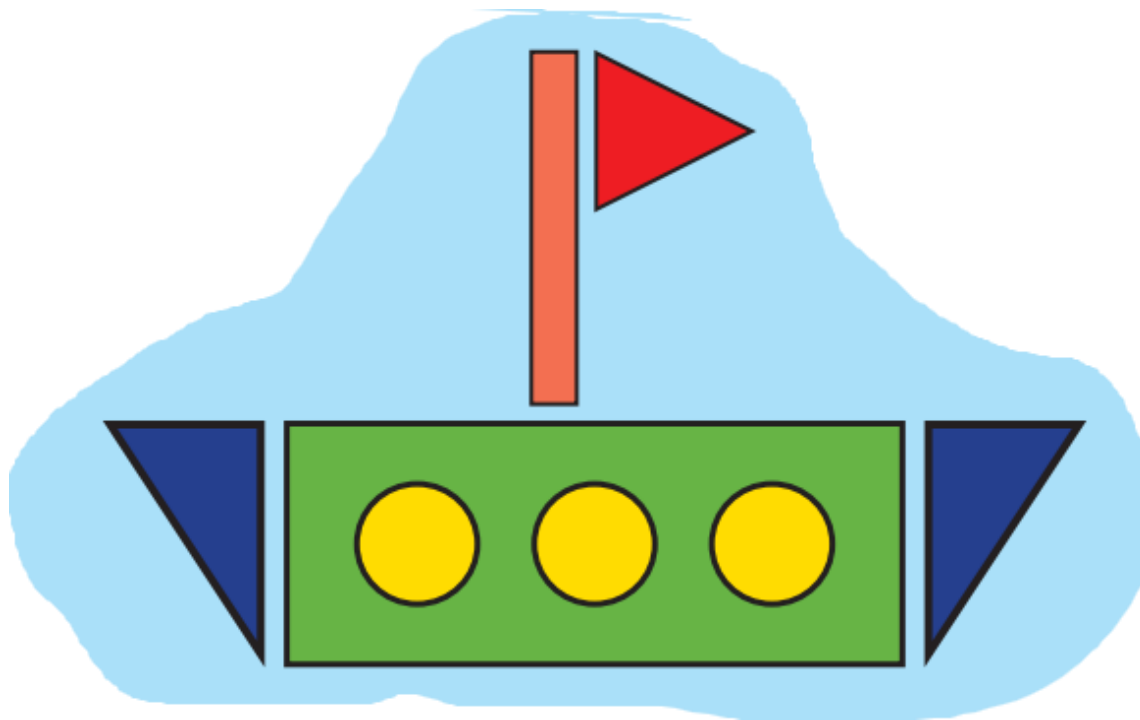
Design by **Anda Drasovean**, instructional designer.

Illustration sources: *freepik.com, colorhunt.co*

## Plane shapes/Mélo

Tabara dafa jél ay melo dafar ci ab nataal. Kontal melo yi agale kaddu yii.

(Tabara makes a picture using shapes. Count the shapes and complete the sentences.)



There are \_\_\_\_\_ triangles.

Ama na \_\_\_\_\_ ñati koñ.

There are \_\_\_\_\_ rectangles.

Am na \_\_\_\_\_ waar.

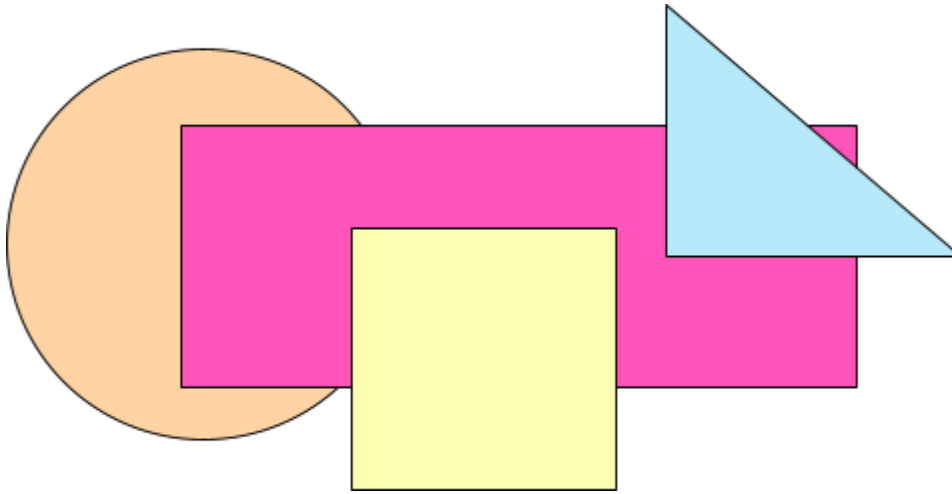
There are \_\_\_\_\_ squares.

Am na \_\_\_\_\_ kaare.

There are \_\_\_\_\_ circles.

Am na \_\_\_\_\_ wõrngal.





## Plane shapes in English and Pulaar



### Instructions

This resource includes the following:

1. A **bilingual word list** to be used by the teacher (English and Pulaar).

Illustration	Plane shapes	Ayaawo
	Square	Nayikibal cende nayi fotond
	Rectangle	Cawpotal ajuuteeje dɔɔi potondirde/ Fontondirde e injaajeeje dɔɔi pontondirde
	Triangle	Cobbulli tati/conde tati
	Circle	Mbedu ko ko murlidɔ

2. An **exercise for the pupils** (see page 2).

### Acknowledgements

This resource was the idea of **Alhagie S. Cham**, 20+ years of teaching experience: "Maybe like me you've noticed our learners struggle with plane shapes unless we explain in our languages."

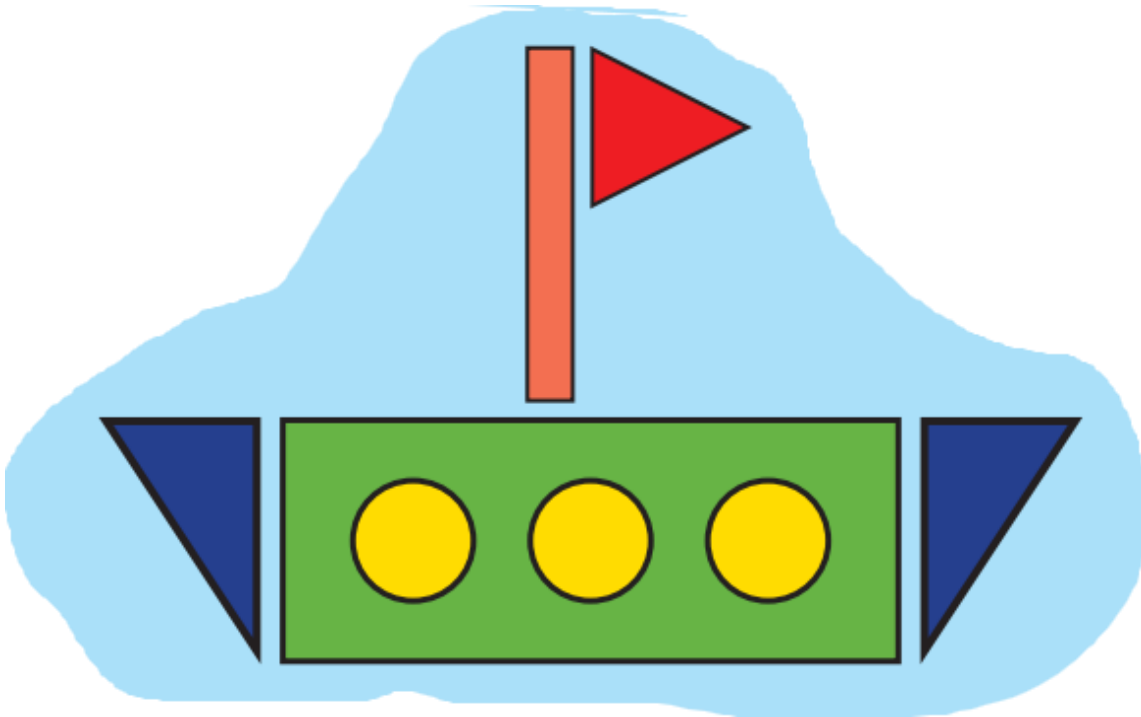
Design by **Anda Drasovean**, instructional designer.

Illustration sources: *freepik.com*, *colorhunt.co*

## Plane shapes/Ayaawo

Tabara feewni natalal ayaawooje. Limu ayaawooje de gaynita  
kongi/kongudi di.

(Tabara makes a picture using shapes. Count the shapes and complete  
the sentences.)



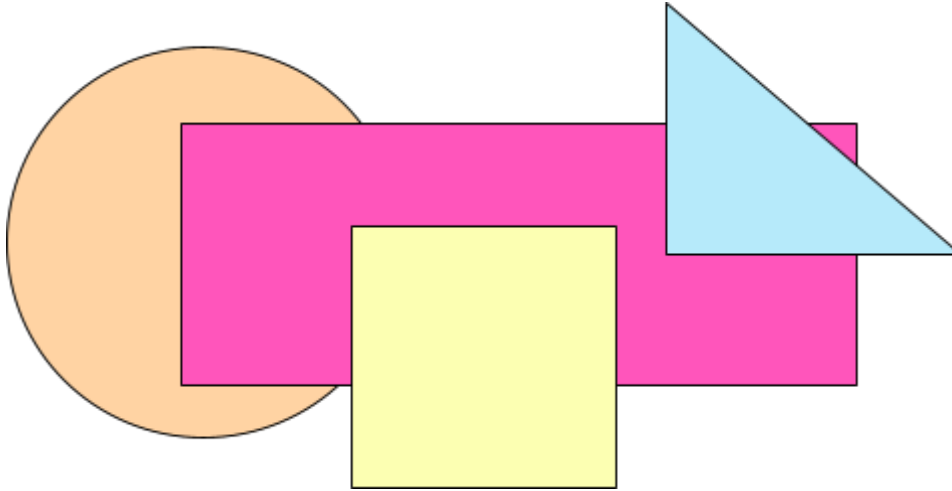
There are \_\_\_\_\_ triangles. Cobbulli tati ko \_\_\_\_\_ woni ton.

There are \_\_\_\_\_ rectangles. Cawpotal ko \_\_\_\_\_ woni ton.

There are \_\_\_\_\_ squares. Nayikiḅal kocobbulli \_\_\_\_\_ woni ton.

There are \_\_\_\_\_ circles. Mbedu murtudungo ko \_\_\_\_\_ woni ton.





## Plane shapes in English and Sarahule



### Instructions

This resource includes the following:

1. A  **bilingual word list**  to be used by the teacher (English and Sarahule).

Illustration	Plane shapes	Tagemoxo bayinto
	Square	Tonqon naxato beenuga ñero
	Rectangle	Tonqon naxato beenu gan ta ñero
	Triangle	Tonqon siko
	Circle	Konponoone

2. An  **exercise for the pupils**  (see page 2).

### Acknowledgements

This resource was the idea of **Alhagie S. Cham**, 20+ years of teaching experience: "Maybe like me you've noticed our learners struggle with plane shapes unless we explain in our languages."

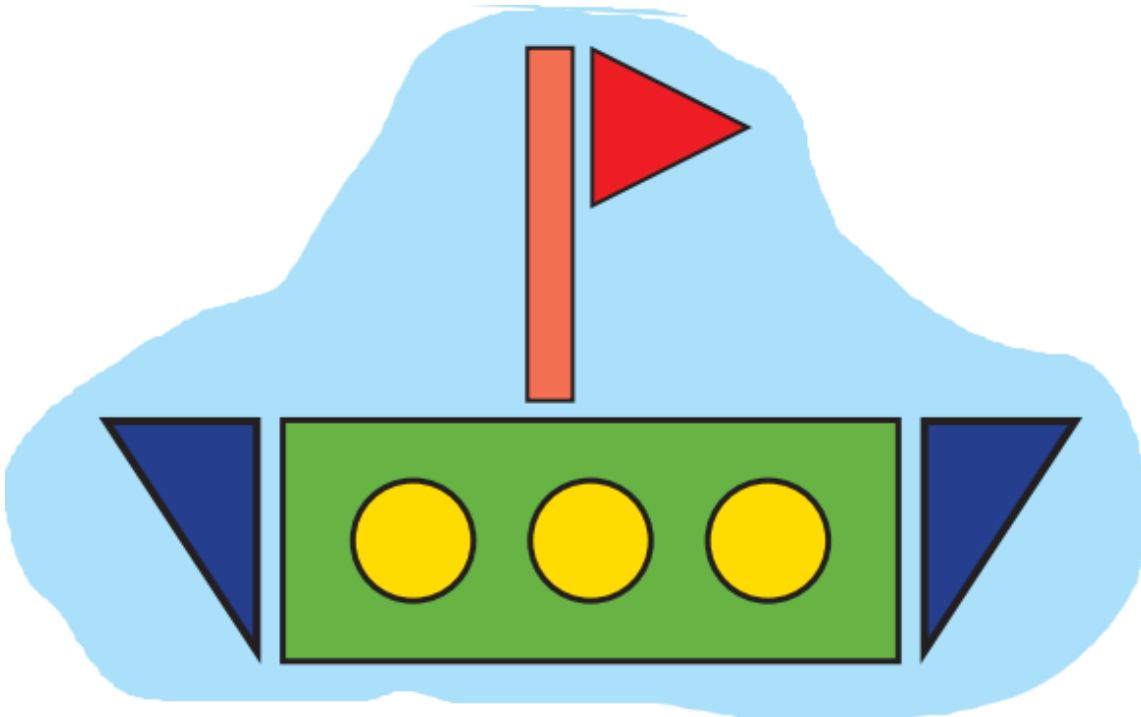
Design by **Anda Drasovean**, instructional designer.

Illustration sources: *freepik.com, colorhunt.co*

## Plane shapes/Tagemoxo bayinto

Tabara da derensen dabare baka tagemoxo bayinto ɓa. Ku tagemoxo bayinto konte and digaxanne ku tinmadi.

*(Tabara makes a picture using shapes. Count the shapes and complete the sentences.)*



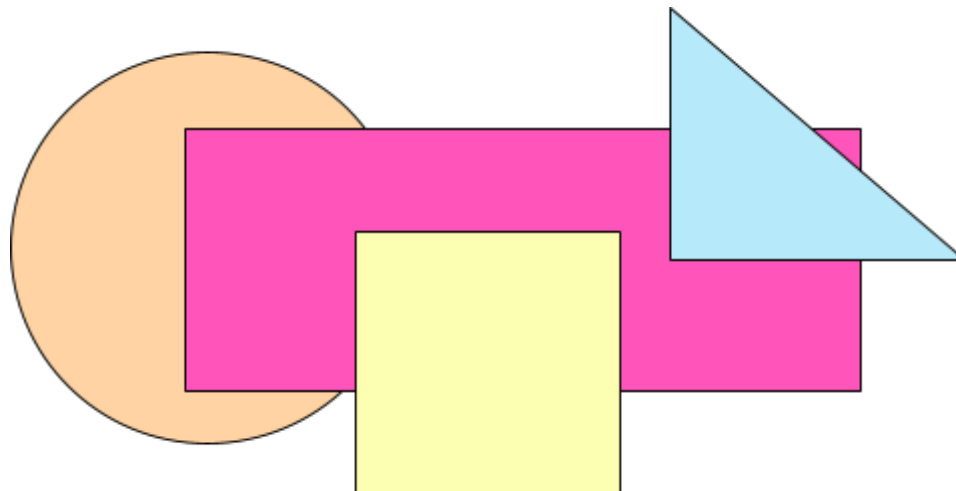
There are \_\_\_\_\_ triangles. Tongosikonu \_\_\_\_\_ yana yeri.

There are \_\_\_\_\_ rectangles. Tongo naxatonu \_\_\_\_\_ yana.

There are \_\_\_\_\_ squares. Tongo naxatonu \_\_\_\_\_ yana yeri  
tongon ko su ga baana.

There are \_\_\_\_\_ circles. Konponoone \_\_\_\_\_ yana yeri.





## Plane shapes in English and Seereer



### Instructions

This resource includes the following:

1. A **bilingual word list** to be used by the teacher (English and Seereer).

Illustration	Plane shapes	Mbindax
	Square	Xa saax xa nahaq xa podyf
	Rectangle	Xa sax xa nahaq xa taqake njas noor na a mbodiyf
	Triangle	Xa saax xa tadaq xa qetu
	Circle	Wir loox

2. An **exercise for the pupils** (see page 2).

### Acknowledgements

This resource was the idea of **Alhagie S. Cham**, 20+ years of teaching experience: "Maybe like me you've noticed our learners struggle with plane shapes unless we explain in our languages."

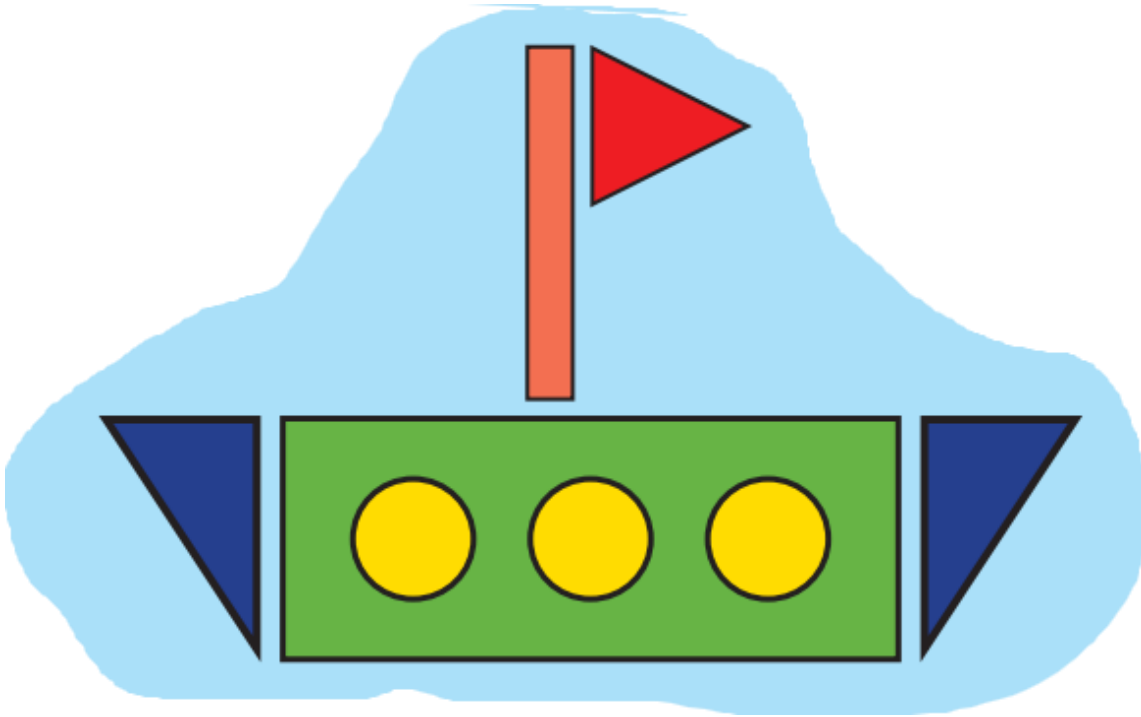
Design by **Anda Drasovean**, instructional designer.

Illustration sources: *freepik.com, colorhunt.co*

## Plane shapes/Mbindax

Tabara a jaganda natal, a fi'tin a pind. Limi a pinda ke, paangating lay keh.

(Tabara makes a picture using shapes. Count the shapes and complete the sentences.)



There are \_\_\_\_\_ triangles.

Xa sax xa tadaq xa \_\_\_\_\_ ndefu meek.

There are \_\_\_\_\_ rectangles.

Xa saax xa nahaq xa taqake njasnoor na a mbodir \_\_\_\_\_ ndefu meek.

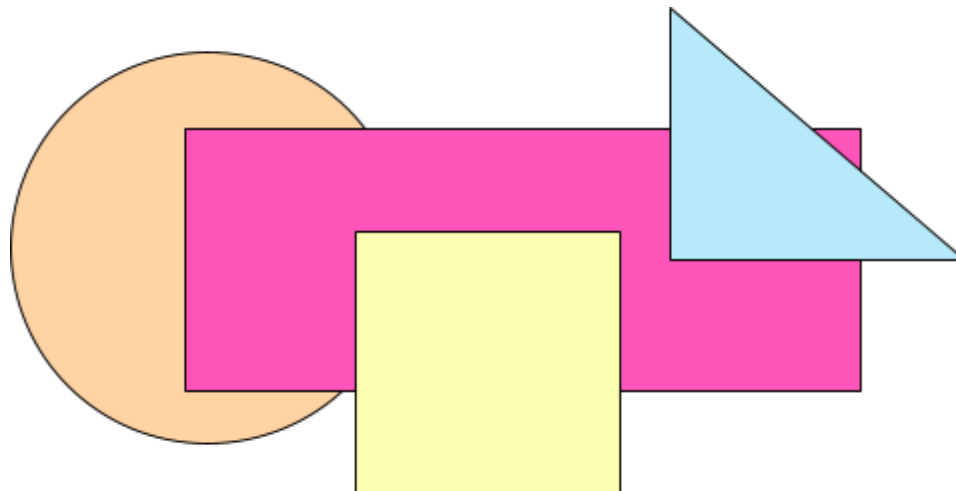
There are \_\_\_\_\_ squares.

Xa saax xa tadaq xa podru \_\_\_\_\_ ndefu meek.

There are \_\_\_\_\_ circles.

Wirloox \_\_\_\_\_ ndefu meek.





## Plane shapes in English and French



### Instructions

This resource includes the following:

1. A **bilingual word list** to be used by the teacher (English and French).

Illustration	Plane shapes	Les formes
	Square	Un carré
	Rectangle	Un rectangle
	Triangle	Un triangle
	Circle	Un cercle

2. An **exercise for the pupils** (see page 2).

### Acknowledgements

This resource was the idea of **Alhagie S. Cham**, 20+ years of teaching experience: "Maybe like me you've noticed our learners struggle with plane shapes unless we explain in our languages."

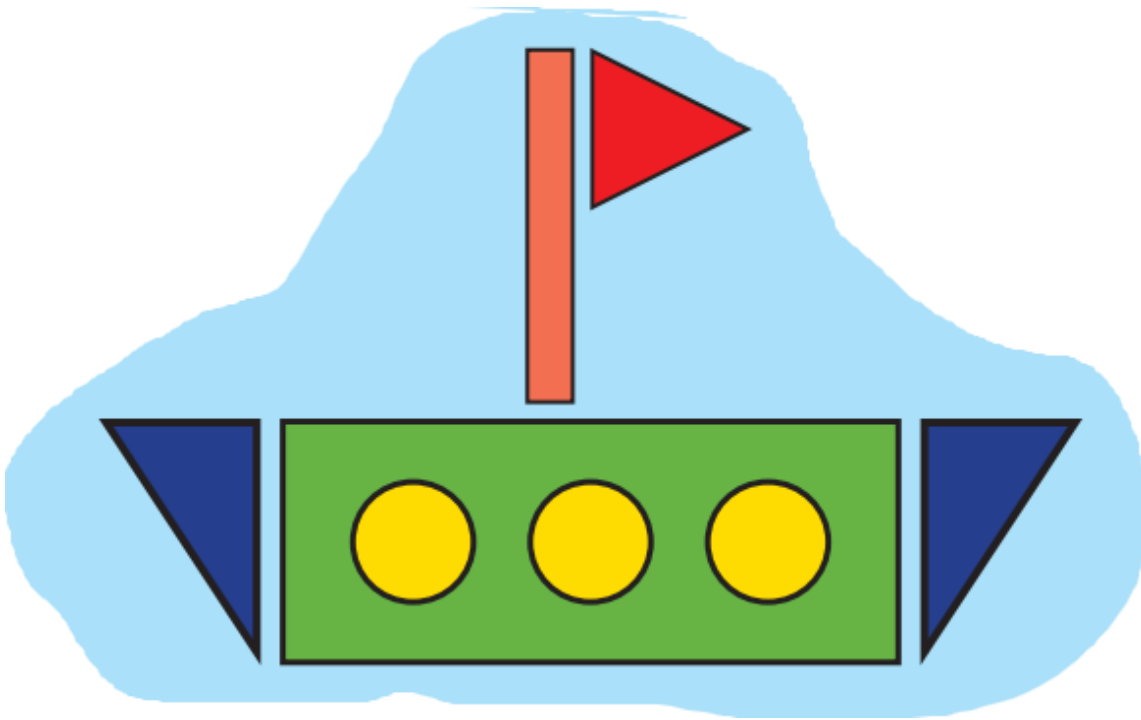
Design by **Anda Drasovean**, instructional designer.

Illustration sources: *freepik.com, colorhunt.co*

## Plane shapes/Les formes

Tabara fait un dessin en utilisant des formes. Comptez les formes et complétez les phrases.

*(Tabara makes a picture using shapes. Count the shapes and complete the sentences.)*



There are \_\_\_\_\_ triangles.

Il y a \_\_\_\_\_ triangles.

There are \_\_\_\_\_ rectangles.

Il y a \_\_\_\_\_ rectangles.

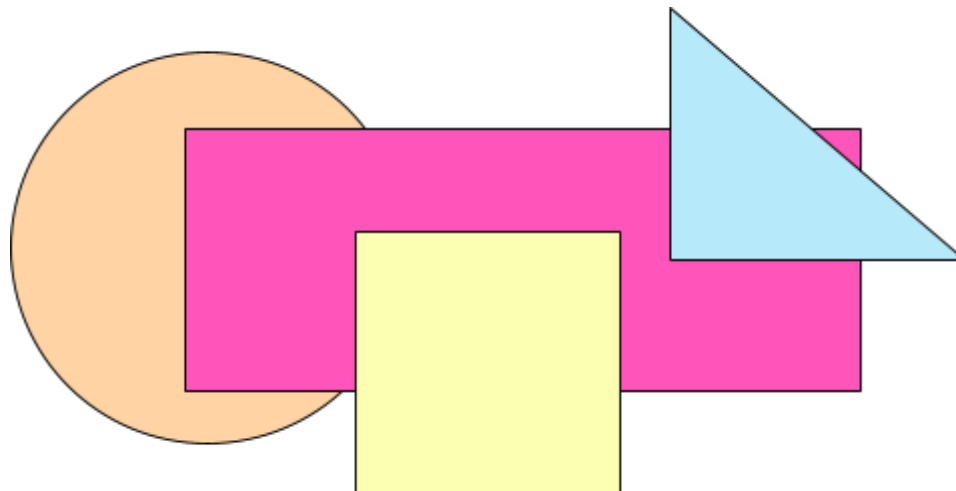
There are \_\_\_\_\_ squares.

Il y a \_\_\_\_\_ carrés.

There are \_\_\_\_\_ circles.

Il y a \_\_\_\_\_ cercles.





## Plane shapes in English and Arabic



### Instructions

This resource includes the following:

1. A **bilingual word list** to be used by the teacher (English and Arabic).

Illustration	Plane shapes	Arabic
	Square	()
	Rectangle	()
	Triangle	()
	Circle	()

2. An **exercise for the pupils** (see page 2).

### Acknowledgements

This resource was the idea of **Alhagie S. Cham**, 20+ years of teaching experience: "Maybe like me you've noticed our learners struggle with plane shapes unless we explain in our languages."

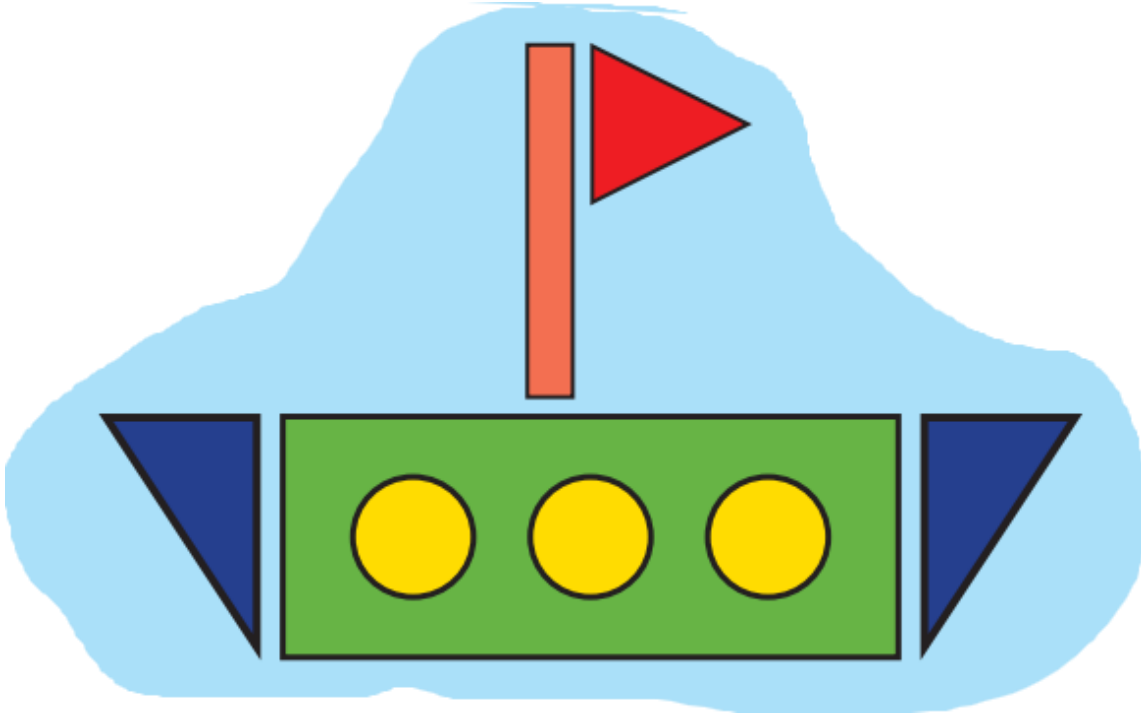
Design by **Anda Drasovean**, instructional designer.

Illustration sources: *freepik.com, colorhunt.co*

## Plane shapes/Arabic

(Instruction in Arabic)

(Tabara makes a picture using shapes. Count the shapes and complete the sentences.)



There are \_\_\_\_\_ triangles. \_\_\_\_\_.

There are \_\_\_\_\_ rectangles. \_\_\_\_\_.

There are \_\_\_\_\_ squares. \_\_\_\_\_.

There are \_\_\_\_\_ circles. \_\_\_\_\_.